






# 2009 2010 Peace Country Student Health Partnership Service Provider Annual Survey



**1. Please check off one of the following that best describes the services you provide:**

	Response Percent	Response Count
Occupational Therapy <input type="checkbox"/>	13.3%	2
OT Therapy Assistant <input type="checkbox"/>	13.3%	2
Physical Therapy	0.0%	0
PT Therapy Assistant	0.0%	0
<b>Speech-Language Therapy <input checked="" type="checkbox"/></b>	<b>46.7%</b>	<b>7</b>
SLP Therapy Assistant	0.0%	0
Mental Health Therapy - AHS <input type="checkbox"/>	26.7%	4
Mental Health Therapy Assistant - AHS	0.0%	0
School Jurisdiction SHP Service Provider	0.0%	0
	<b><i>answered question</i></b>	<b>15</b>
	<b><i>skipped question</i></b>	<b>1</b>






**2. I contribute to the development of service plans \*for students. \***  
**“Service plans” set clear goals for the student health service related to the student’s ability to be successful in his/her school program.**

	Response Percent	Response Count
Strongly Agree 	18.8%	3
<b>Agree</b> 	<b>50.0%</b>	<b>8</b>
Disagree 	12.5%	2
Strongly Disagree 	6.3%	1
Don't Know 	12.5%	2
<i>answered question</i>		<b>16</b>
<i>skipped question</i>		<b>0</b>




**3. The referral information I receive provides me what I need to provide student health services to students.**

	Response Percent	Response Count
Strongly Agree 	18.8%	3
<b>Agree</b> 	<b>81.3%</b>	<b>13</b>
Disagree	0.0%	0
Strongly Disagree	0.0%	0
Don't Know	0.0%	0
<i>answered question</i>		<b>16</b>
<i>skipped question</i>		<b>0</b>

**4. I am able to provide student health services within a reasonable time\*\* after the referral. \*\*A “reasonable time” from referral to service provision is the amount of time required to process the referral, develop a service plan and initiate service delivery.**

	Response Percent	Response Count
Strongly Agree 	26.7%	4
<b>Agree</b> 	<b>40.0%</b>	<b>6</b>
Disagree 	20.0%	3
Strongly Disagree 	6.7%	1
Don't Know 	6.7%	1
<i>answered question</i>		<b>15</b>
<i>skipped question</i>		<b>1</b>

**5. The student health services that students need are available.**

	Response Percent	Response Count
Strongly Agree	0.0%	0
<b>Agree</b> 	<b>56.3%</b>	<b>9</b>
Disagree 	37.5%	6
Strongly Disagree	0.0%	0
Don't Know 	6.3%	1
<i>answered question</i>		<b>16</b>
<i>skipped question</i>		<b>0</b>




## 6. The students achieved their service goals.

	Response Percent	Response Count
Strongly Agree	0.0%	0
<b>Agree</b>	<b>85.7%</b>	<b>12</b>
Disagree	14.3%	2
Strongly Disagree	0.0%	0
Don't Know	0.0%	0
<i>answered question</i>		<b>14</b>
<i>skipped question</i>		<b>2</b>

## 7. For students who need more than one student health service, the various services are well coordinated.

	Response Percent	Response Count
Strongly Agree	0.0%	0
Agree	21.4%	3
<b>Disagree</b>	<b>71.4%</b>	<b>10</b>
Strongly Disagree	7.1%	1
Don't Know	0.0%	0
<i>answered question</i>		<b>14</b>
<i>skipped question</i>		<b>2</b>







**8. I am satisfied with the level of teamwork among the students, parents, teachers and service providers.**

	Response Percent	Response Count
Strongly Agree	0.0%	0
<b>Agree</b> 	<b>62.5%</b>	<b>10</b>
Disagree 	31.3%	5
Strongly Disagree	0.0%	0
Don't Know 	6.3%	1
<i>answered question</i>		<b>16</b>
<i>skipped question</i>		<b>0</b>

**9. Comments. This box will allow you to type as much information as you wish.**

	Response Count
	8
<i>answered question</i>	
<b>8</b>	
<i>skipped question</i>	
<b>8</b>	

**10. School Jurisdictions in which you provide services. If you do not wish to identify school jurisdictions, please use "no specific school jurisdiction identified".**

	Response Percent	Response Count
Grande Prairie Public 	6.3%	1
Grande Prairie Catholic 	12.5%	2
Peace Wapiti 	25.0%	4
Peace River SD	0.0%	0
Holy Family SD 	12.5%	2
Northlands SD	0.0%	0
Northern Gateway SD 	6.3%	1
Grande Yellowhead SD	0.0%	0
NW Francophone	0.0%	0
Valhalla Community School	0.0%	0
<b>No Specific School Jurisdiction Identified</b> 	<b>37.5%</b>	<b>6</b>
<b><i>answered question</i></b>		<b>16</b>
<b><i>skipped question</i></b>		<b>0</b>