


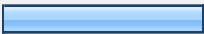

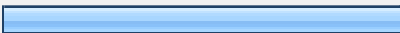
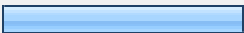



2009 2010 Peace Country Student Health Partnership Annual Classroom Teacher Survey





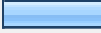
1. Please check off the main health services that were provided to this student.

| | Response Percent | Response Count |
|--|------------------|----------------|
| Occupational Therapy  | 27.3% | 30 |
| Physical Therapy  | 10.9% | 12 |
| Speech-Language Therapy  | 49.1% | 54 |
| Mental Health/Emotional Behavioral Therapy  | 30.0% | 33 |
| Emotional Behavioral Other - Mental Health Therapy Assistant  | 10.9% | 12 |
| <i>answered question</i> | | 110 |
| <i>skipped question</i> | | 0 |






2. Which agency provided the service to this student?

| | Response Percent | Response Count |
|--|------------------|----------------|
| Alberta Health Services - Rehabilitation Services  | 60.0% | 63 |
| Alberta Health Services - Mental Health  | 36.2% | 38 |
| A Student Health service provider employed by your School Jurisdiction  | 3.8% | 4 |
| <i>answered question</i> | | 105 |
| <i>skipped question</i> | | 5 |






3. For each of my students with a special health need, a service plan is in place to provide student health services. A “service plan” is one that sets clear goals for the student health service related to the student’s ability to participate successfully in their school program.

| | Response Percent | Response Count |
|---|------------------|----------------|
| Strongly agree  | 14.8% | 16 |
| Agree  | 53.7% | 58 |
| Disagree  | 12.0% | 13 |
| Strongly Disagree  | 4.6% | 5 |
| Don't Know  | 14.8% | 16 |
| <i>answered question</i> | | 108 |
| <i>skipped question</i> | | 2 |






4. It is easy to refer students for student health services.

| | Response Percent | Response Count |
|---|------------------|----------------|
| Strongly agree  | 11.9% | 13 |
| Agree  | 70.6% | 77 |
| Disagree  | 9.2% | 10 |
| Strongly Disagree  | 3.7% | 4 |
| Don't Know  | 4.6% | 5 |
| <i>answered question</i> | | 109 |
| <i>skipped question</i> | | 1 |






5. Student health services are provided within a reasonable time after a referral. A “reasonable time” from referral to service provision is the amount of time it took to process the referral, develop a service plan and initiate service delivery.

| | Response Percent | Response Count |
|---|------------------|----------------|
| Strongly agree  | 7.3% | 8 |
| Agree  | 44.0% | 48 |
| Disagree  | 29.4% | 32 |
| Strongly Disagree  | 8.3% | 9 |
| Don't Know  | 11.0% | 12 |
| <i>answered question</i> | | 109 |
| <i>skipped question</i> | | 1 |



6. The student health services that my students need are available.

| | Response Percent | Response Count |
|---|------------------|----------------|
| Strongly agree  | 7.4% | 8 |
| Agree  | 63.9% | 69 |
| Disagree  | 14.8% | 16 |
| Strongly Disagree  | 10.2% | 11 |
| Don't Know  | 3.7% | 4 |
| <i>answered question</i> | | 108 |
| <i>skipped question</i> | | 2 |

7. The student health services have improved my students' ability to be successful in a school program.

| | Response Percent | Response Count |
|---|------------------|----------------|
| Strongly agree  | 5.6% | 6 |
| Agree  | 71.3% | 77 |
| Disagree  | 15.7% | 17 |
| Strongly Disagree  | 4.6% | 5 |
| Don't Know  | 2.8% | 3 |
| <i>answered question</i> | | 108 |
| <i>skipped question</i> | | 2 |

8. Did your student require more than one Student Health service?

| | Response Percent | Response Count |
|---|------------------|----------------|
| YES  | 34.3% | 36 |
| NO  | 65.7% | 69 |
| <i>answered question</i> | | 105 |
| <i>skipped question</i> | | 5 |








9. If my student needed more than one student health service, the various services were well coordinated.

| | Response Percent | Response Count |
|--------------------------|------------------|----------------|
| N/A | 46.2% | 42 |
| Strongly agree | 5.5% | 5 |
| Agree | 18.7% | 17 |
| Disagree | 15.4% | 14 |
| Strongly Disagree | 1.1% | 1 |
| Don't Know | 13.2% | 12 |
| <i>answered question</i> | | 91 |
| <i>skipped question</i> | | 19 |

10. Comments - This box will allow you to type as much information as you like

| | Response Count |
|--------------------------|----------------|
| | 42 |
| <i>answered question</i> | 42 |
| <i>skipped question</i> | 68 |

11. Your Jurisdiction - Please check your jurisdiction or "jurisdiction not identified"

| | Response Percent | Response Count |
|---|---------------------------------|----------------|
| Grande Prairie Public  | 20.0% | 22 |
| Grande Prairie Catholic  | 10.9% | 12 |
| Peace Wapiti  | 25.5% | 28 |
| Peace River SD  | 29.1% | 32 |
| Holy Family SD  | 8.2% | 9 |
| Northlands SD | 0.0% | 0 |
| Northern Gateway SD  | 5.5% | 6 |
| Valhalla Community School  | 0.9% | 1 |
| Grande Yellowhead SD | 0.0% | 0 |
| NW Francophone | 0.0% | 0 |
| School Jurisdiction not Identified | 0.0% | 0 |
| | <i>answered question</i> | 110 |
| | <i>skipped question</i> | 0 |